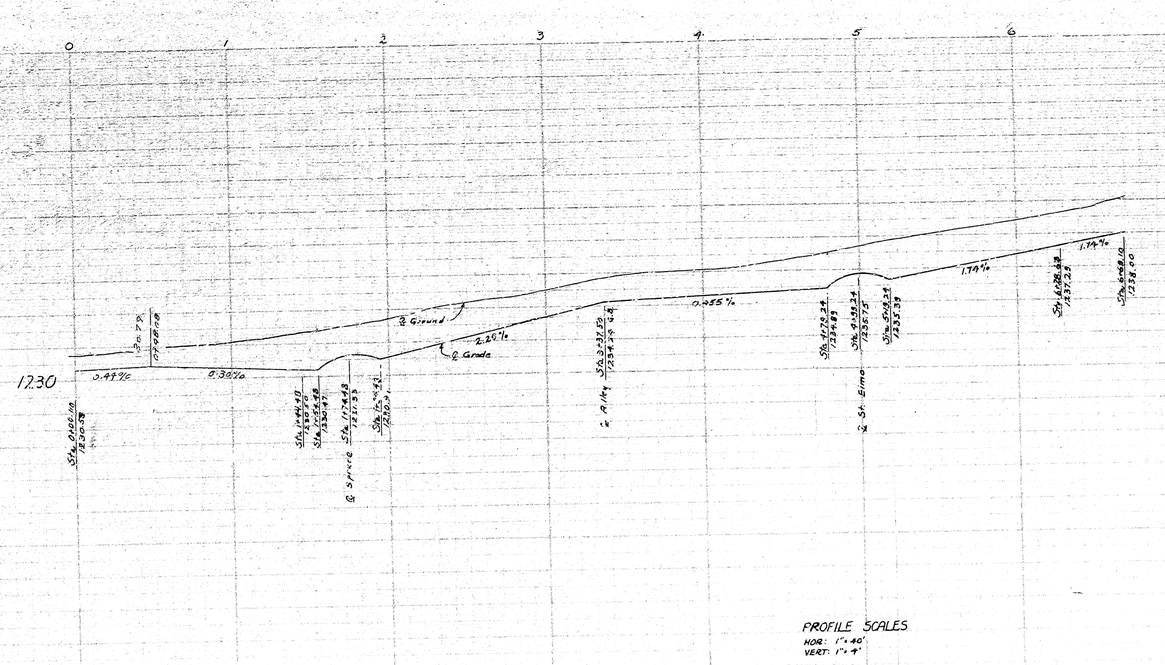

PROFILE SCALES
HOR: 1" = 40'
VERT: 1" = 4'

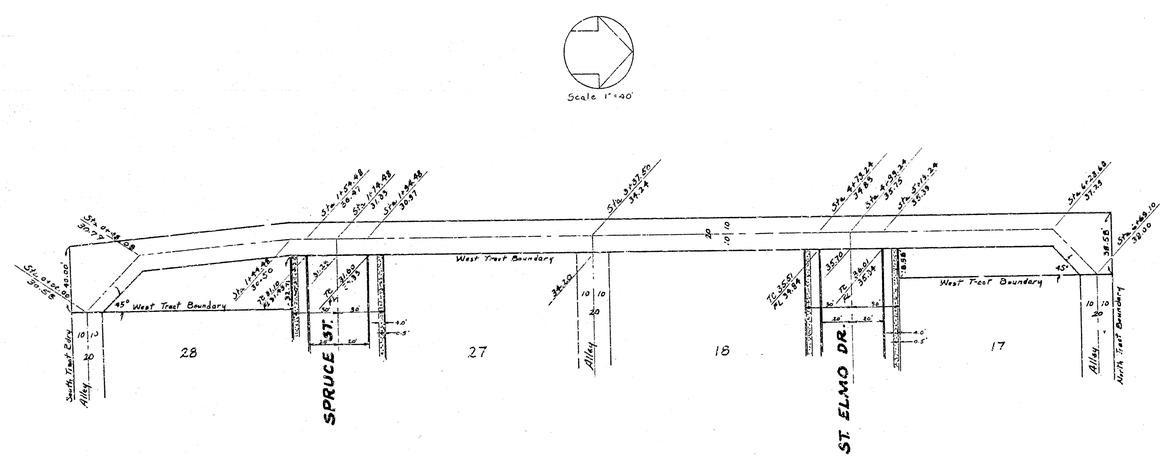

TYPICAL ALLEY SECTION
See Sheet 4

DEPARTMENT OF ENGINEERING
CITY OF SAN BERNARDINO

STREET IMPROVEMENT PLANS
TRACT NO 6830

SUBMITTED BY C.E. Johnson R.C.E. 2474	REFERENCE	DRAWING NO
APPROVED January 31 1969	DRAWN BY R.J.V.E.	3076
CITY ENGINEER	CHECKED BY	SHEET 3 OF 5 SHEETS
REGISTERED CIVIL ENGINEER NO (365)		

R.C.E. 2474

72-234 Tr. 6830

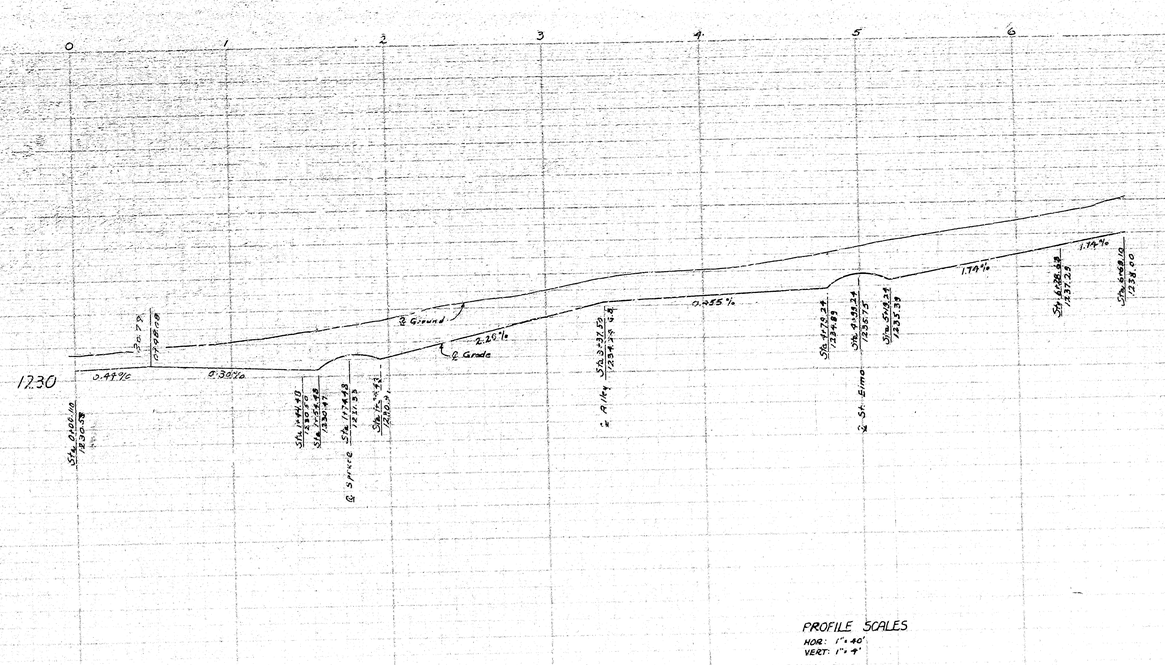

PROFILE SCALES
HOR: 1" = 40'
VERT: 1" = 4'

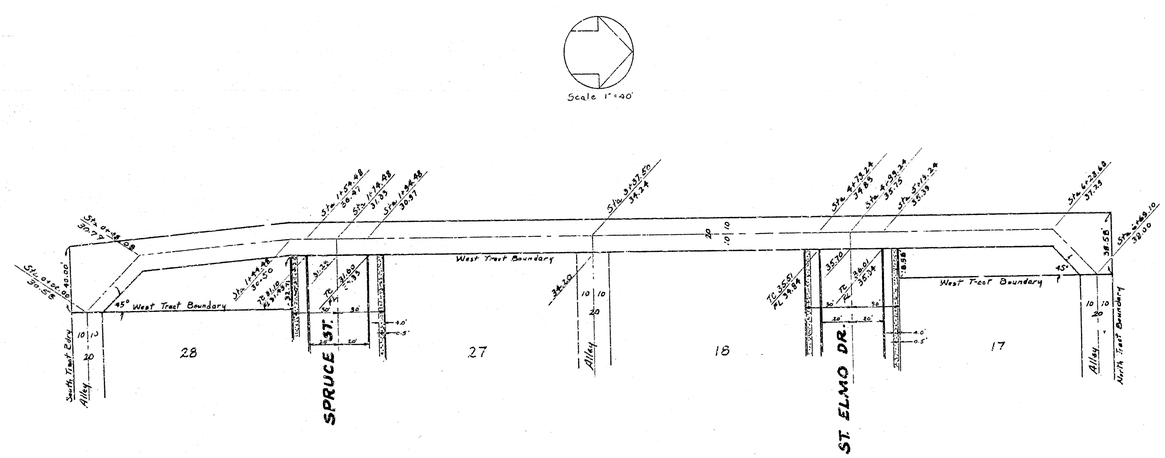

TYPICAL ALLEY SECTION
See Sheet 4

DEPARTMENT OF ENGINEERING
CITY OF SAN BERNARDINO

STREET IMPROVEMENT PLANS
TRACT NO 6830

SUBMITTED BY C.E. Johnson R.C.E. 2474	REFERENCE	DRAWING NO
APPROVED January 31 1969	DRAWN BY R.J.V.E.	3076
CITY ENGINEER	CHECKED BY	SHEET 3 OF 5 SHEETS
REGISTERED CIVIL ENGINEER NO (365)		

R.C.E. 2474

72-234 Tr. 6830